

C Series Industrial **COOLING TOWERS**

Heavy Duty | Higher Capacity | Energy Saving | Space Saving





Classik Cooling Towers an ISO 9001:2008 Certified, dynamic company, leading in the field of cooling tower technologies. We offer single source responsibility for complete water-cooling solutions to all industries.

Classik success has been the result of a continual commitment to product improvement, quality workmanship and a dedication to provide unparalleled service.

Our Emphasis on research and development has led to many product innovations - a hall mark of CLASSIK through the years.



Save Water and Save Earth

Water being a precious resource, needs to be conserved by one and all. Industries need water to remove the heat from their equipments and machinery. Cooling towers, remove this heat from the processed water & by doing so ensures water consumption & sewer costs are conserved.

Corporate Member of CTI



Classik Commitment to Quality Service

CLASSIK commitment demands delivery of the technologically best product performance available anywhere but it reaches far beyond that.

CLASSIK commitment to quality and service has given us many satisfied clients over the past years. We strive for good performance at minimum maintenance cost.

Chronology

- 2000 - Established in Coimbatore, Manchester of South India.
- 2001 - Major supplies to Steel and Power Industries.
- 2002 - First Export to Nigeria 500TR x 3 Nos.
- 2003 - Corporate Member of CTI  (Cooling Technology Institute, USA)
- 2004 - ISO 9001 : 2001 Quality System Certification
First Dry Cooling Tower installed at Textile Industry, India
- 2005 - First International Exhibit at Sri Lanka (SME '04) and Vietnam (HVACR'04)
- 2006 - Major Export to Middle East.
- 2007 - More than 100 units of Wooden Cooling Towers installed at Effluent treatment plants.
- 2008 - Equipped for Mfg. of PVC Fills Media for Cooling Towers.
First Export to USA 400TR - 2 Nos.
- 2009 - Massive Closed Circuit Cooling Tower successfully run at Iraq .
- 2010 - Modular Cooling Tower 2500TR x 5 successfully installed at Saudi Arabia.
2500TR x 2 installed at Egypt.
Exhibit at Egypt, INDEE, Cairo.
- 2011- Exhibit at Saudi Arabia
Upgraded to integrated manufacturing Company with 81,000 Sq. ft of area.

Classik Strength



More than 6000 Satisfied Clients World-wide.
Accepted by Major OEM and Consultants Globally.
We have full-fledged Manufacturing Unit to cater any tailor made requirements.
Technocrats, R&D Engineers, Dedicated Workforce, Professional Employees join together to produce best products and after market services.

Counterflow Cooling Towers

Being Bottle Shape with-stands High Wind Velocity. 360 Degree Air Intake and uniform water spray assures maximum thermal efficiency.

Eliminators are of special F.R.P. design to reduce carryover to the barest minimum.

A high efficient nylon rotating sprinkler head system and aluminium alloy sprinkler system is incorporated. Both sprinkler systems are self - rotating at low head loss.

The axial flow fiber fan is not only low noise but capable of producing large volume air flow.

Aero - dynamically designed propeller fans at low speed are used to save power as per consumption and to assure quiet operation. Fan blade is aluminium alloy also available.

The design incorporate the static spray nozzle distribution to atomize water into a mist state and ensure uniformity in water dispersion and are easy to maintain even during the operation.

Our cooling Towers are designed for multi-cell construction, thus offering better flexibility in tower selection and operation.

The tower is reassembled in the factory, knocked down into some unit, transported to the job site, and reassembled into the final shape. The quality is thus stable. The transport and set-up is easy and quickly.



500TR x 2 Induction Furnace

1000TR - Steel Plant

2500TR - Chemical & Oil Plant




Crossflow Cooling Towers

Hot Water Basin Constructed of Fiber Reinforced Plastic (FRP). Fitted with Polypropylene flower nozzles for even distribution.

Nozzles are easy maintainable even while in running condition.

Pump Power is conserved since gravity would suffice water inlet.



Incorporate multi blade cast aluminium adjustable pitch fan assembly driven by special TE IP 55 protected geared motor with Low RPM and Higher air discharge.

The fan coupled directly to the motor is placed vertically / horizontally to draw the air across the fill media



The treated pine wood splash bars are supported on Stainless Steel Grids to ensure positive and permanent positioning.

The design incorporates accommodation of water with very high TDS factors.



The tower structural and supporting section are Hot Dipped Galvanized Steel Fastened with SS 304 Bolts and Nuts. Suitable for Hot, Harsh and Humid atmospheric industrial conditions.

The standard cladding profile of corrugated asbestos cement sheet, the joint of which are lapped to minimize water spillage.



250TR x 4 Shopping Mall



2000TR - Steel Rolling Mill



600TR - Chemical Process Plant



Closed Circuit **Cooling Towers**

The water losses are 0.01%, the closed loop type and the towers are most space saving / energy efficient one's.


Dry cooling towers are in a single unit, which can be provided in capacities from 100 kw to 1500 kw and they can be multiplexed to reach many thousands of kilowatt.

The fluid coils of international standards are designed with copper tubing and aluminium foil fins and selected through software providing accurate data on thermal transfer rate based on which they are manufactured.

The evaporative cooling towers essentially combines a cooling tower and a condenser coil in single equipment. A small quantity of water is evaporated, removing heat from the primary circuit and cooling it inside the coil.

Therefore, like a cooling tower, all of the heat rejection is by evaporation, thus saving about 95% of water normally required by a "once-through" system.

An evaporative cooling towers was being tested at our factory with real heat load, with required water flow and was exported to Iraq after confirming the performance.



1200TR - Dry & Wet



Dry-6000kw Melting Furnace



Dry-1.5Mw DG Cooling




Climatic Cooling Towers

Devoid of either the fan or the fill media these towers are guaranteed for 100% savings in power & maintenance down time. The special aerodynamic designed FRP / GI louvers minimize spillage and evaporation losses.

The Hot Dipped Galvanized structural and S.S. fasteners increase the life periods of the towers.

Their unique non clog nozzle atomizes water to fine mist state to ensure efficiencies of the towers and are easily maintained even during operations

In this process, water gets cooled and the air gets heated / saturated thereby carrying away some sensible heat from water.



300M³ Sugar Plant



150 M³ Steel Plant



1500 M³ Power Plant



Heat Exchanger

Shell & Tube Heat Exchanger suitable for heat transfer fluids, lubricating oil, power pack oil and other process coolants. Models available in wide range (4" to 10") shell diameter suitable for load 1500 Kcal/Hr to 75000 Kcal/hr. (2Hp to 100Hp).

Plate Heat Exchanger is made of 2 frames and a number of plates, that depend on the volume to be exchanged. This method allows the disassembly of the PHE for cleaning, taking down the plates from the free side without the need to disconnect any pipes.



Plate Type Heat Exchanger



Inter Cooler & After Cooler



Shell & Tube Bundle



Cooling Tower

Engineering Specification

Each cooling tower is manufactured to cool liters per minute of water from _____°C (HW) entering water temperature to _____°C (CW) leaving water temperature at _____°C (WB) entering wet bulb temperature.

The cooling towers are guaranteed to perform in accordance with the conditions specified without any modifications.




Structure

The Cooling Tower Casing Shall be constructed from FRP (Fibreglass Reinforced Polyester). Structure shall be constructed from HDG (Hot Dipped Galvanized) Steel.



Basin

The basin sump shall be constructed from HDG Steel. The basin shall be made of FRP and equipped with drain outlet for ease of cleaning.



Air Inlet Louvers

Air inlet louvers shall be made from FRP Designed to prevent water splash - out and to increase air intake air volume

Louvers are designed to be easily removable intended for easy access to cleaning.




Infill

Infill shall be of ultra - violet ray treated PVC (Polyvinyl Chloride). The PVC infill shall be vacuum-formed to facilitate a good spread of water over the surface area. It also incorporate a built-in drift eliminator.



Water Distribution System

The hot water distribution shall be of open gravity type basin. It shall be constructed of HDG Steel designed with multiple array of holes to facilitate even distribution of stable water sprinkling effect.



Mechanical Equipment (Fan Section)

Fans shall be axial flow type with FRP blades. The fans shall be designed to provide necessary air flow for heat transfer. Fan blades shall be assembled, balanced and pitched. The fan shall operate within a FRP fan cylinder, which provides a streamlined air entry and minimum tip clearance for maximum fan efficiency.



Bolts & Nuts

All Bolts & Nuts shall be of 304 Stainless Steel material.



Motor

The fan motor(s) shall be to IP55 standard with Class F insulation, specifically designed for cooling tower service. The motor shall be located on top of the fan cylinder for ease of maintenance also available motor shall be fully outside of the moist discharge air stream.



Mechanical Support

The Mechanical Support shall be of HDG Steel and bolted to the top of fan cylinder. HDG Steel fan guard shall be bolted to the top of mechanical support for safety measure. Extended lubrication lines shall be provided to the bearings with grease nipples located outside for ease of schedule maintenance.



CLASSIK COOLING TOWERS

103 1st Floor Dhanalaxmi Tower Sathy Road Ganapathy
Coimbatore 641 006 Tamilnadu India.

Mobile : 98430 63255 / 98432 63255 Telefax : 0422 4364370 / 3256587

E-mail : classikcoolingtowers@gmail.com

www.classikcoolingtowers.com

Bangaluru : 93421 64434

Chennai : 99430 63255

Delhi : 98688 41965

93421 64434

Hyderabad : 99430 63255

Kerala : 93874 09152

Madurai : 98431 63255

Pondicherry : 93631 63255

Visakhapatnam : 99430 63255